



1-gang flush mounted

Description	P.U.	Cat ref.
1 flush mounted output 4A twisted pair	1	TYB601A

TYB601A



2-gang flush mounted

Description	P.U.	Cat ref.
2 flush mounted output 4A twisted pair	1	TYB602A
2 flush mounted output 4A twisted pair	1	TXB202A


TYB602A



4-gang - RMD

Description	P.U.	Cat ref.
Output 4 -fold 4A	1	TXA204A
Output 4 -fold 10A	1	TXA204B
Output 4 -fold 16A	1	TXA204C
Output 4 -fold 16A C-Load adapted	1	TXA204D


TXA204A



6-gang - RMD

Description	P.U.	Cat ref.
Output 6 -fold 16A current monitoring	1	TYA606E
Output 6 -fold 4A	1	TXA206A
Output 6 -fold 10A	1	TXA206B
Output 6 -fold 16A	1	TXA206C
Output 6 -fold 16A C-Load adapted	1	TXA206D


TYA606E



8-gang - RMD

Description	P.U.	Cat ref.
8-fold output 4A/230V manu mode w/o bus	1	TXA208A
8-fold output 10A/230V manu mode w/o bus	1	TXA208B
8-fold output 16A/230V manu mode w/o bus	1	TXA208C
8-fold output 16A/230V(C) manual w/o bus	1	TXA208D

TXA208A

**10-gang - RMD**

Description	P.U.	Cat ref.
Output 10 -fold 4A	1	TXA207A
Output 10 -fold 10A	1	TXA207B
Output 10 -fold 16A	1	TXA207C
Output 10 -fold 16A	1	TXA207D

TXA207A

**Light sensitive switch**

Description	P.U.	Cat ref.
Light sensitive switch with cell	1	TXA026

TXA026

**Time switch**

Description	P.U.	Cat ref.
Weekly time switch EASY	1	TXA022
Weekly time switch 2 channels with DCF	1	TXA023

TXA022